

TRIBHUVAN UNIVERSITY

Institute of Engineering · Thapathali Campus

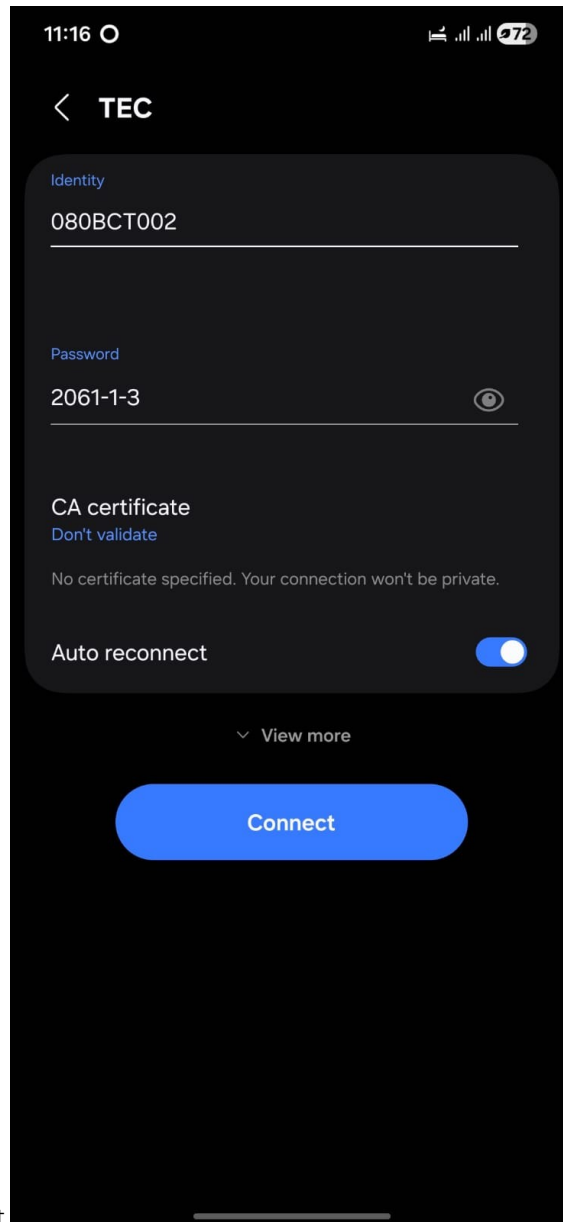
TEC Wi-Fi Guide WPA2/WPA3-Enterprise (PEAP + MSCHAPv2)



Prepared By: EMIS Unit – TCIOE
Version: 1.0
Last Updated: 1st December, 2025

Android (Samsung / Pixel / Stock Android)

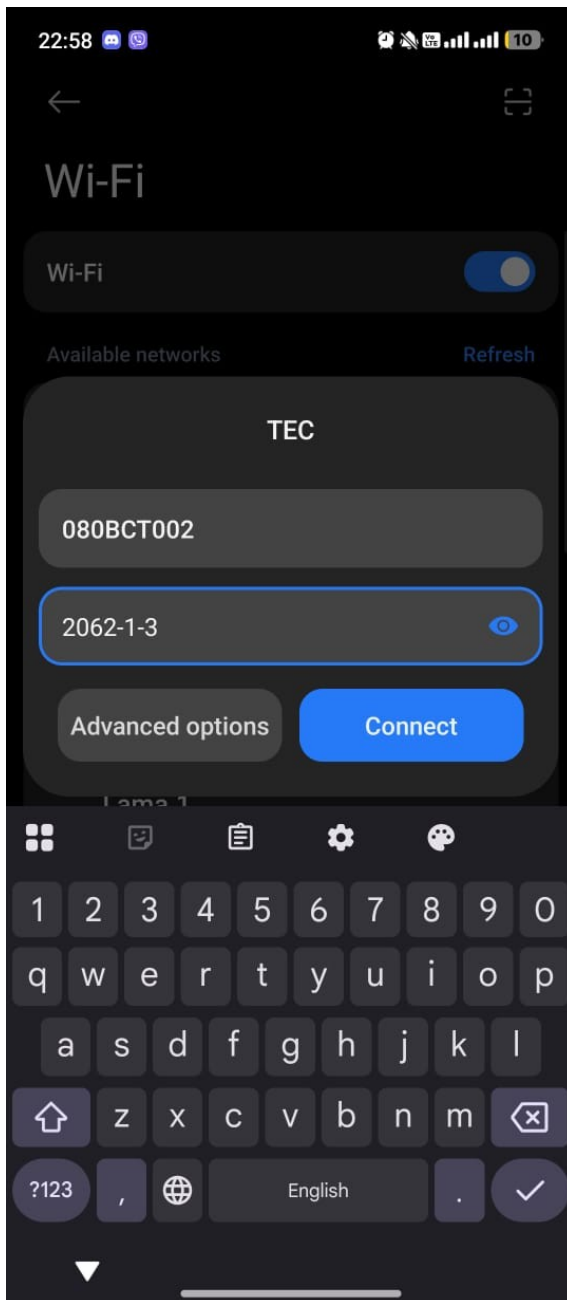
1. Open Settings – Wi-Fi.
2. Select the network TEC.
3. Set EAP Method to PEAP.
4. Set Phase-2 Authentication to MSCHAPv2.
5. Enter your Identity (e.g., 080BCT002).
6. Enter your Password.
7. Set CA Certificate to “Don't Validate”.



8. Tap Connect.

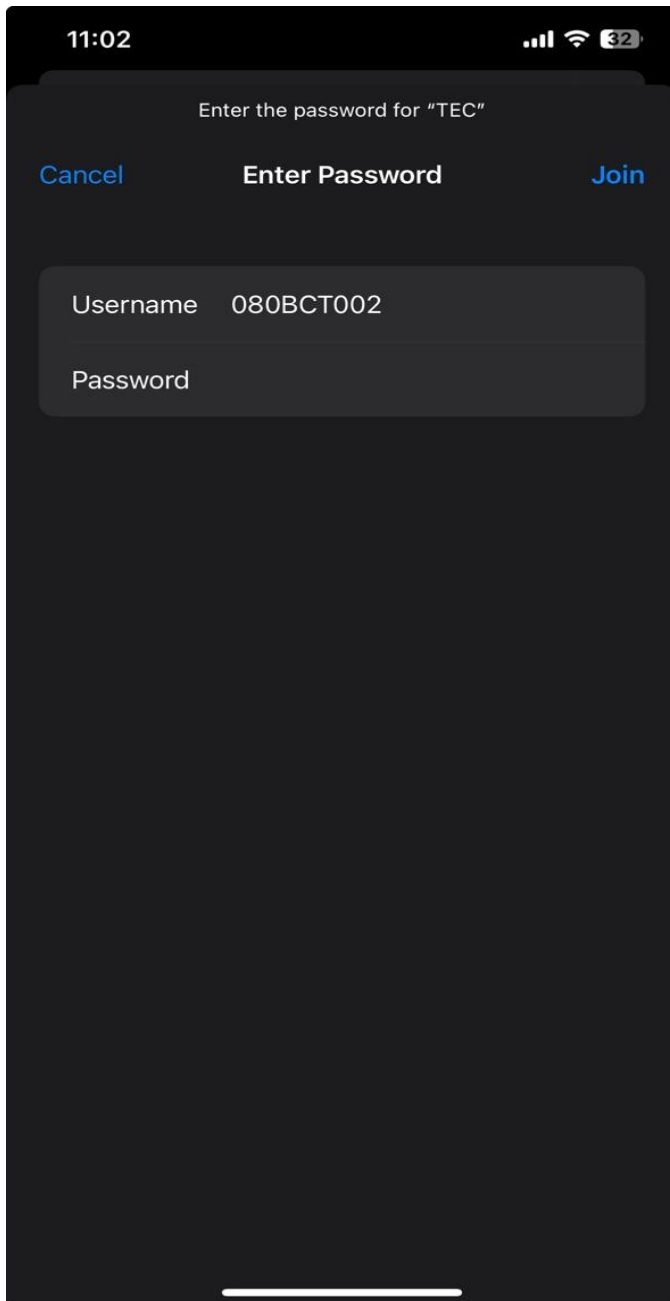
Android (Xiaomi / Redmi)

1. Open Settings – Wi-Fi.
2. Tap TEC.
3. Enter your Identity.
4. Enter your Password.
5. Tap Advanced Options if required.
6. Tap Connect.



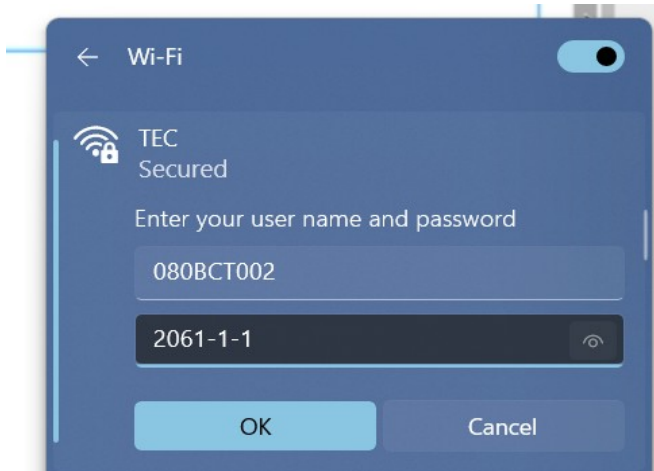
iPhone (iOS)

1. Open Settings – Wi-Fi.
2. Select TEC.
3. Enter your Username (Identity).
4. Enter your Password.
5. Tap Join.
6. Tap Trust if a certificate warning appears.



Windows 10/11

1. Click the Wi-Fi icon on the taskbar.
2. Select TEC.
3. Enter your Username.
4. Enter your Password.
5. Click Connect.
6. Accept certificate message if prompted.



Linux (Ubuntu / Kali / Fedora)

1. Open Wi-Fi settings and select TEC.
2. Set Wi-Fi Security to WPA & WPA2 Enterprise.
3. Authentication → PEAP.
4. Inner Authentication → MSCHAPv2.
5. Leave Anonymous Identity empty.
6. Make sure to click No CA certificate is used
7. Enter your Username and Password.
8. Click Connect.

Wi-Fi Network Authentication Required

Authentication required by Wi-Fi network

Passwords or encryption keys are required to access the Wi-Fi network "TEC".

Wi-Fi security: **WPA & WPA2 Enterprise**

Authentication: **Protected EAP (PEAP)**

Anonymous identity:

Domain:

CA certificate: **(None)**

CA certificate password:

Show passwords

No CA certificate is required

PEAP version: **Automatic**

Inner authentication: **MSCHAPv2**

Username: **080BCT002**

Password: **2061-1-3**

Show password

Cancel **Connect**

Troubleshooting

- Incorrect username or password – ensure correct details.
- Repeated password prompts – forget the network and reconnect.
- Certificate warnings – tap Trust or Connect.

Support

For assistance, please contact:

Email: emis@tcioe.edu.np

Phone: [977-1-5971479](tel:977-1-5971479)